











## iPads in the Social Studies Classroom

1. Review the Declaration of Independence  app. Have students read the Declaration. Post a question to the Edmodo page and have the students tell you why it such an important document.
2. Learn the names of the continents and oceans using the iLearn app  .
3. Use the National Geographic World Atlas HD  app to explore the world. Have student look at maps from various continents or countries.  
Have student create a country report using Show Me  or Educreations  apps. Have them post the link to Edmodo to share with the class.
4. Use the Popplet app  and the constitution app  to create a graphic organizer of the separation of powers, bill or rights, etc.
5. Challenge students using the U.S. Government  app.
6. Create a digital story using iMovie  and The Civil War Today App  . Have them take pictures of the app pressing the home button and sleep/wake button at the same time.